■ 要介護情報_経鼻胃管(回復リハ)

| No | 病院名 | 病床数 | 2021年度 | | | 2021年4月 | | | 2021年5月 | | | 2021年6月 | | | 2021年7月 | | | 2021年8月 | | | 2021年9月 | | | 2021年10月 | | | 2021年11月 | | | 2021年12月 | | | 2022年1月 | | | 2022年2月 | | | 2022年3月 | | |
|---|---|---|---|---|---|---|---|---|---|---|---|---|---|---|---|---|---|---|---|---|---|---|---|---|---|---|---|---|---|---|---|---|---|---|---|---|---|---|---|---|---|
| | | | 改善症例 | 維持症例 | 悪化症例 | 改善症例 | 維持症例 | 悪化症例 | 改善症例 | 維持症例 | 悪化症例 | 改善症例 | 維持症例 | 悪化症例 | 改善症例 | 維持症例 | 悪化症例 | 改善症例 | 維持症例 | 悪化症例 | 改善症例 | 維持症例 | 悪化症例 | 改善症例 | 維持症例 | 悪化症例 | 改善症例 | 維持症例 | 悪化症例 | 改善症例 | 維持症例 | 悪化症例 | 改善症例 | 維持症例 | 悪化症例 | 改善症例 | 維持症例 | 悪化症例 | 改善症例 | 維持症例 | 悪化症例 |
| 1 | ひたちなか総合病院 | 50 | 0.4% | 99.2% | 0.4% | 0.0% | 100.0% | 0.0% | 0.0% | 100.0% | 0.0% | 0.0% | 100.0% | 0.0% | 0.0% | 100.0% | 0.0% | 4.8% | 95.2% | 0.0% | 0.0% | 100.0% | 0.0% | 0.0% | 100.0% | 0.0% | 0.0% | 100.0% | 0.0% | 0.0% | 95.5% | 4.5% | 0.0% | 100.0% | 0.0% | 0.0% | 100.0% | 0.0% | 0.0% | 100.0% | 0.0% |
| 2 | 志村大宮病院 | 50 | 0.0% | 100.0% | 0.0% | 0.0% | 100.0% | 0.0% | 0.0% | 100.0% | 0.0% | 0.0% | 100.0% | 0.0% | 0.0% | 100.0% | 0.0% | 0.0% | 100.0% | 0.0% | 0.0% | 100.0% | 0.0% | 0.0% | 100.0% | 0.0% | 0.0% | 100.0% | 0.0% | 0.0% | 100.0% | 0.0% | 0.0% | 100.0% | 0.0% | 0.0% | 100.0% | 0.0% | 0.0% | 100.0% | 0.0% |
| 3 | 白岡中央総合病院 | 41 | 0.5% | 98.9% | 0.5% | 0.0% | 100.0% | 0.0% | 6.7% | 93.3% | 0.0% | 0.0% | 100.0% | 0.0% | 0.0% | 100.0% | 0.0% | 0.0% | 100.0% | 0.0% | 0.0% | 100.0% | 0.0% | 0.0% | 100.0% | 0.0% | 0.0% | 93.3% | 6.7% | 0.0% | 100.0% | 0.0% | 0.0% | 100.0% | 0.0% | 0.0% | 100.0% | 0.0% | 0.0% | 100.0% | 0.0% |
| 4 | 平和台病院 | 40 | 1.2% | 98.8% | 0.0% | 0.0% | 100.0% | 0.0% | 0.0% | 100.0% | 0.0% | 0.0% | 100.0% | 0.0% | 0.0% | 100.0% | 0.0% | 0.0% | 100.0% | 0.0% | 0.0% | 100.0% | 0.0% | 0.0% | 100.0% | 0.0% | 0.0% | 100.0% | 0.0% | 0.0% | 100.0% | 0.0% | 0.0% | 100.0% | 0.0% | 5.6% | 94.4% | 0.0% | 9.1% | 90.9% | 0.0% |
| 5 | 南町田病院 | 34 | 0.0% | 100.0% | 0.0% | 0.0% | 100.0% | 0.0% | 0.0% | 100.0% | 0.0% | - | - | - | - | - | - | - | - | - | - | - | - | - | - | - | - | - | - | - | - | - | - | - | - | - | - | - | - | - | - |
| 6 | 汐田総合病院 | 58 | 2.3% | 97.7% | 0.0% | 0.0% | 100.0% | 0.0% | 5.3% | 94.7% | 0.0% | 7.7% | 92.3% | 0.0% | 0.0% | 100.0% | 0.0% | 0.0% | 100.0% | 0.0% | 0.0% | 100.0% | 0.0% | 0.0% | 100.0% | 0.0% | 6.3% | 93.8% | 0.0% | 0.0% | 100.0% | 0.0% | 5.6% | 94.4% | 0.0% | 0.0% | 100.0% | 0.0% | 0.0% | 100.0% | 0.0% |
| 7 | 清泉館病院 | 50 | 2.7% | 96.4% | 0.9% | 0.0% | 0.0% | 0.0% | 0.0% | 100.0% | 0.0% | 0.0% | 100.0% | 0.0% | 0.0% | 95.5% | 4.5% | 0.0% | 100.0% | 0.0% | 10.0% | 90.0% | 0.0% | 7.1% | 92.9% | 0.0% | 0.0% | 100.0% | 0.0% | 3.8% | 96.2% | 0.0% | 0.0% | 100.0% | 0.0% | 0.0% | 93.8% | 6.3% | 0.0% | 100.0% | 0.0% |
| 8 | 大西脳神経外科病院 | 50 | 0.0% | 0.0% | 0.0% | 0.0% | 0.0% | 0.0% | 0.0% | 0.0% | 0.0% | 0.0% | 0.0% | 0.0% | 0.0% | 0.0% | 0.0% | 0.0% | 0.0% | 0.0% | 0.0% | 0.0% | 0.0% | - | - | - | - | - | - | - | - | - | - | - | - | - | - | - | - | - | - |
| 9 | HITO病院 | 50 | 1.2% | 98.8% | 0.0% | 0.0% | 0.0% | 0.0% | 0.0% | 100.0% | 0.0% | 0.0% | 100.0% | 0.0% | 0.0% | 100.0% | 0.0% | 0.0% | 100.0% | 0.0% | 0.0% | 100.0% | 0.0% | 4.8% | 95.2% | 0.0% | 4.3% | 95.7% | 0.0% | 0.0% | 100.0% | 0.0% | 0.0% | 100.0% | 0.0% | - | - | - | - | - | - |
| 10 | 宗像水光会総合病院 | 49 | 0.0% | 100.0% | 0.0% | 0.0% | 100.0% | 0.0% | 0.0% | 100.0% | 0.0% | 0.0% | 100.0% | 0.0% | 0.0% | 100.0% | 0.0% | 0.0% | 100.0% | 0.0% | 0.0% | 100.0% | 0.0% | 0.0% | 100.0% | 0.0% | 0.0% | 100.0% | 0.0% | 0.0% | 100.0% | 0.0% | 0.0% | 100.0% | 0.0% | 0.0% | 100.0% | 0.0% | 0.0% | 100.0% | 0.0% |
| 11 | 那珂川病院 | 46 | - | - | - | - | - | - | - | - | - | - | - | - | - | - | - | - | - | - | - | - | - | - | - | - | - | - | - | - | - | - | - | - | - | - | - | - | - | - | - |
| 12 | 和田病院 | 42 | 7.0% | 91.9% | 1.2% | 0.0% | 100.0% | 0.0% | 0.0% | 0.0% | 0.0% | 0.0% | 66.7% | 33.3% | 0.0% | 100.0% | 0.0% | 0.0% | 100.0% | 0.0% | 14.3% | 85.7% | 0.0% | 15.4% | 84.6% | 0.0% | 0.0% | 100.0% | 0.0% | 8.3% | 91.7% | 0.0% | 7.7% | 92.3% | 0.0% | 0.0% | 100.0% | 0.0% | 14.3% | 85.7% | 0.0% |

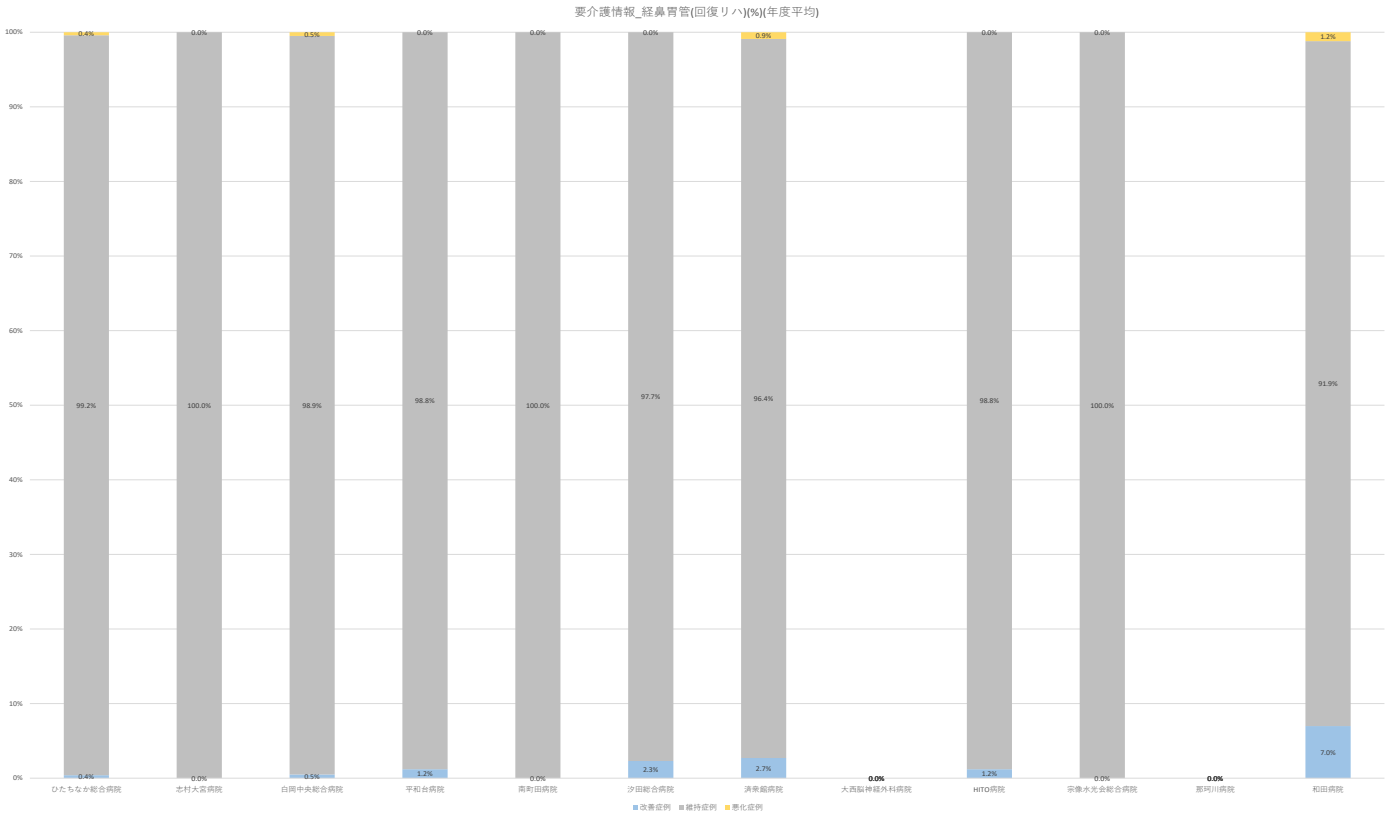

■ 要介護情報_経鼻胃管(地域包括ケア)

| No | 病院名 | 病床数 | 2021年度 | | | 2021年4月 | | | 2021年5月 | | | 2021年6月 | | | 2021年7月 | | | 2021年8月 | | | 2021年9月 | | | 2021年10月 | | | 2021年11月 | | | 2021年12月 | | | 2022年1月 | | | 2022年2月 | | | 2022年3月 | | |
|---|---|---|---|---|---|---|---|---|---|---|---|---|---|---|---|---|---|---|---|---|---|---|---|---|---|---|---|---|---|---|---|---|---|---|---|---|---|---|---|---|---|
| | | | 改善症例 | 維持症例 | 悪化症例 | 改善症例 | 維持症例 | 悪化症例 | 改善症例 | 維持症例 | 悪化症例 | 改善症例 | 維持症例 | 悪化症例 | 改善症例 | 維持症例 | 悪化症例 | 改善症例 | 維持症例 | 悪化症例 | 改善症例 | 維持症例 | 悪化症例 | 改善症例 | 維持症例 | 悪化症例 | 改善症例 | 維持症例 | 悪化症例 | 改善症例 | 維持症例 | 悪化症例 | 改善症例 | 維持症例 | 悪化症例 | 改善症例 | 維持症例 | 悪化症例 | 改善症例 | 維持症例 | 悪化症例 |
| 1 | 札幌厚生病院 | 40 | 0.0% | 99.8% | 0.3% | - | - | - | 0.0% | 100.0% | 0.0% | 0.0% | 100.0% | 0.0% | 0.0% | 100.0% | 0.0% | 0.0% | 100.0% | 0.0% | 0.0% | 100.0% | 0.0% | 0.0% | 100.0% | 0.0% | 0.0% | 100.0% | 0.0% | 0.0% | 98.1% | 1.9% | 0.0% | 100.0% | 0.0% | 0.0% | 100.0% | 0.0% | 0.0% | 100.0% | 0.0% |
| 2 | 西岡病院 | 12 | 0.0% | 0.0% | 0.0% | 0.0% | 0.0% | 0.0% | 0.0% | 0.0% | 0.0% | 0.0% | 0.0% | 0.0% | 0.0% | 0.0% | 0.0% | 0.0% | 0.0% | 0.0% | 0.0% | 0.0% | 0.0% | 0.0% | 0.0% | 0.0% | 0.0% | 0.0% | 0.0% | 0.0% | 0.0% | 0.0% | 0.0% | 0.0% | 0.0% | 0.0% | 0.0% | 0.0% | 0.0% | 0.0% | 0.0% |
| 3 | 札幌勤心会病院 | 46 | 0.4% | 99.0% | 0.6% | 0.0% | 100.0% | 0.0% | 1.2% | 98.8% | 0.0% | 1.1% | 98.9% | 0.0% | 0.0% | 100.0% | 0.0% | 1.0% | 96.9% | 2.0% | 0.0% | 98.0% | 2.0% | 0.0% | 99.2% | 0.8% | 0.8% | 99.2% | 0.0% | 0.7% | 98.7% | 0.7% | 0.0% | 98.9% | 1.1% | 0.0% | 100.0% | 0.0% | 0.0% | 100.0% | 0.0% |
| 4 | 帯広中央病院 | 47 | 0.0% | 100.0% | 0.0% | 0.0% | 100.0% | 0.0% | 0.0% | 100.0% | 0.0% | 0.0% | 100.0% | 0.0% | 0.0% | 100.0% | 0.0% | 0.0% | 100.0% | 0.0% | 0.0% | 100.0% | 0.0% | 0.0% | 100.0% | 0.0% | 0.0% | 100.0% | 0.0% | 0.0% | 100.0% | 0.0% | 0.0% | 100.0% | 0.0% | 0.0% | 100.0% | 0.0% | 0.0% | 100.0% | 0.0% |
| 5 | 総合守谷第一病院 | 49 | 0.0% | 99.6% | 0.4% | 0.0% | 100.0% | 0.0% | 0.0% | 100.0% | 0.0% | 0.0% | 98.9% | 1.1% | 0.0% | 100.0% | 0.0% | 0.0% | 100.0% | 0.0% | 0.0% | 100.0% | 0.0% | 0.0% | 100.0% | 0.0% | 0.0% | 98.9% | 1.1% | 0.0% | 98.1% | 1.9% | 0.0% | 100.0% | 0.0% | 0.0% | 100.0% | 0.0% | 0.0% | 100.0% | 0.0% |
| 6 | 志村大宮病院 | 12 | 0.0% | 98.3% | 1.7% | 0.0% | 100.0% | 0.0% | 0.0% | 100.0% | 0.0% | 0.0% | 100.0% | 0.0% | 0.0% | 100.0% | 0.0% | 0.0% | 100.0% | 0.0% | 0.0% | 93.8% | 6.3% | 0.0% | 92.9% | 7.1% | 0.0% | 94.1% | 5.9% | 0.0% | 100.0% | 0.0% | 0.0% | 100.0% | 0.0% | 0.0% | 100.0% | 0.0% | 0.0% | 100.0% | 0.0% |
| 7 | 白岡中央総合病院 | 14 | 0.4% | 99.6% | 0.0% | 0.0% | 100.0% | 0.0% | 0.0% | 100.0% | 0.0% | 0.0% | 100.0% | 0.0% | 0.0% | 100.0% | 0.0% | 3.7% | 96.3% | 0.0% | 0.0% | 100.0% | 0.0% | 0.0% | 100.0% | 0.0% | 0.0% | 100.0% | 0.0% | 0.0% | 100.0% | 0.0% | 0.0% | 100.0% | 0.0% | 0.0% | 100.0% | 0.0% | 0.0% | 100.0% | 0.0% |
| 8 | 平和台病院 | 38 | 0.0% | 100.0% | 0.0% | 0.0% | 100.0% | 0.0% | 0.0% | 100.0% | 0.0% | 0.0% | 100.0% | 0.0% | 0.0% | 100.0% | 0.0% | 0.0% | 100.0% | 0.0% | 0.0% | 100.0% | 0.0% | 0.0% | 100.0% | 0.0% | 0.0% | 100.0% | 0.0% | 0.0% | 100.0% | 0.0% | 0.0% | 100.0% | 0.0% | 0.0% | 100.0% | 0.0% | 0.0% | 100.0% | 0.0% |
| 9 | 南町田病院 | 56 | 4.0% | 96.0% | 0.0% | 0.0% | 100.0% | 0.0% | 12.5% | 87.5% | 0.0% | - | - | - | - | - | - | - | - | - | - | - | - | - | - | - | - | - | - | - | - | - | - | - | - | - | - | - | - | - | - |
| 10 | 沙田総合病院 | 104 | 3.7% | 95.6% | 0.7% | 2.4% | 97.6% | 0.0% | 8.0% | 92.0% | 0.0% | 2.7% | 97.3% | 0.0% | 8.9% | 91.1% | 0.0% | 1.9% | 96.2% | 1.9% | 0.0% | 100.0% | 0.0% | 3.8% | 96.2% | 0.0% | 2.4% | 95.1% | 2.4% | 3.6% | 96.4% | 0.0% | 0.0% | 100.0% | 0.0% | 2.3% | 95.5% | 2.3% | 4.5% | 93.9% | 1.5% |
| 11 | 金沢文庫病院 | 38 | 1.2% | 98.2% | 0.6% | 0.0% | 100.0% | 0.0% | 3.2% | 93.5% | 3.2% | 0.0% | 100.0% | 0.0% | 0.0% | 100.0% | 0.0% | 2.1% | 95.7% | 2.1% | 3.1% | 96.9% | 0.0% | 0.0% | 100.0% | 0.0% | 0.0% | 100.0% | 0.0% | 0.0% | 100.0% | 0.0% | 0.0% | 100.0% | 0.0% | 7.1% | 92.9% | 0.0% | 0.0% | 100.0% | 0.0% |
| 12 | 戸塚共立第２病院 | 4 | 0.0% | 100.0% | 0.0% | 0.0% | 100.0% | 0.0% | 0.0% | 100.0% | 0.0% | 0.0% | 100.0% | 0.0% | 0.0% | 100.0% | 0.0% | 0.0% | 100.0% | 0.0% | 0.0% | 100.0% | 0.0% | 0.0% | 100.0% | 0.0% | 0.0% | 100.0% | 0.0% | 0.0% | 100.0% | 0.0% | 0.0% | 100.0% | 0.0% | 0.0% | 100.0% | 0.0% | 0.0% | 100.0% | 0.0% |
| 13 | 東名厚木病院 | 60 | 0.7% | 98.8% | 0.5% | 0.0% | 98.8% | 1.2% | 1.2% | 97.6% | 1.2% | 0.0% | 100.0% | 0.0% | 1.3% | 97.3% | 1.3% | 0.0% | 100.0% | 0.0% | 1.3% | 98.8% | 0.0% | 1.2% | 98.8% | 0.0% | 1.3% | 97.4% | 1.3% | 0.0% | 100.0% | 0.0% | - | - | - | - | - | - | - | - | - |
| 14 | 笛吹中央病院 | 24 | 0.0% | 100.0% | 0.0% | 0.0% | 100.0% | 0.0% | 0.0% | 100.0% | 0.0% | 0.0% | 100.0% | 0.0% | 0.0% | 100.0% | 0.0% | 0.0% | 100.0% | 0.0% | 0.0% | 100.0% | 0.0% | 0.0% | 100.0% | 0.0% | 0.0% | 100.0% | 0.0% | 0.0% | 100.0% | 0.0% | 0.0% | 100.0% | 0.0% | 0.0% | 100.0% | 0.0% | 0.0% | 100.0% | 0.0% |
| 15 | 清楽館病院 | 60 | 0.8% | 98.3% | 0.8% | 0.0% | 100.0% | 0.0% | 2.2% | 97.8% | 0.0% | 0.0% | 98.2% | 1.8% | 1.5% | 97.1% | 1.5% | 1.6% | 98.4% | 0.0% | 0.0% | 100.0% | 0.0% | 1.3% | 97.4% | 1.3% | 1.6% | 98.4% | 0.0% | 0.0% | 97.6% | 2.4% | 0.0% | 98.2% | 1.8% | 1.8% | 98.2% | 0.0% | 0.0% | 100.0% | 0.0% |
| 16 | 洛和会音羽病院 | 59 | - | - | - | - | - | - | - | - | - | - | - | - | - | - | - | - | - | - | - | - | - | - | - | - | - | - | - | - | - | - | - | - | - | - | - | - | - | - | - |
| 17 | 西宮協立脳神経外科病院 | 48 | 1.4% | 98.3% | 0.3% | 1.3% | 98.8% | 0.0% | 1.3% | 98.7% | 0.0% | 2.7% | 97.3% | 0.0% | 3.2% | 96.8% | 0.0% | 1.2% | 97.7% | 1.2% | 1.4% | 98.6% | 0.0% | 3.8% | 96.2% | 0.0% | 0.0% | 100.0% | 0.0% | 0.0% | 100.0% | 0.0% | 1.6% | 98.4% | 0.0% | 1.3% | 97.3% | 1.3% | 0.0% | 98.9% | 1.1% |
| 18 | 市立川西病院 | 50 | 0.0% | 0.0% | 0.0% | 0.0% | 0.0% | 0.0% | 0.0% | 0.0% | 0.0% | 0.0% | 0.0% | 0.0% | 0.0% | 0.0% | 0.0% | 0.0% | 0.0% | 0.0% | 0.0% | 0.0% | 0.0% | 0.0% | 0.0% | 0.0% | 0.0% | 0.0% | 0.0% | 0.0% | 0.0% | 0.0% | 0.0% | 0.0% | 0.0% | 0.0% | 0.0% | 0.0% | 0.0% | 0.0% | 0.0% |
| 19 | 真星病院 | 26 | 0.0% | 100.0% | 0.0% | 0.0% | 100.0% | 0.0% | 0.0% | 100.0% | 0.0% | 0.0% | 100.0% | 0.0% | 0.0% | 100.0% | 0.0% | 0.0% | 100.0% | 0.0% | 0.0% | 100.0% | 0.0% | 0.0% | 100.0% | 0.0% | 0.0% | 100.0% | 0.0% | 0.0% | 100.0% | 0.0% | 0.0% | 100.0% | 0.0% | 0.0% | 100.0% | 0.0% | 0.0% | 100.0% | 0.0% |
| 20 | 光生病院 | 34 | - | - | - | - | - | - | - | - | - | - | - | - | - | - | - | - | - | - | - | - | - | - | - | - | - | - | - | - | - | - | - | - | - | - | - | - | - | - | - |
| 21 | 金光病院 | 50 | 0.0% | 99.8% | 0.2% | 0.0% | 98.2% | 1.8% | 0.0% | 100.0% | 0.0% | 0.0% | 100.0% | 0.0% | 0.0% | 100.0% | 0.0% | 0.0% | 100.0% | 0.0% | 0.0% | 100.0% | 0.0% | 0.0% | 100.0% | 0.0% | 0.0% | 100.0% | 0.0% | 0.0% | 100.0% | 0.0% | 0.0% | 100.0% | 0.0% | 0.0% | 100.0% | 0.0% | 0.0% | 100.0% | 0.0% |
| 22 | HITO病院 | 53 | 1.0% | 98.8% | 0.2% | 0.0% | 100.0% | 0.0% | 0.0% | 100.0% | 0.0% | 0.0% | 100.0% | 0.0% | 3.3% | 96.7% | 0.0% | 0.0% | 100.0% | 0.0% | 0.0% | 100.0% | 0.0% | 0.0% | 98.4% | 1.6% | 5.0% | 95.0% | 0.0% | 0.0% | 100.0% | 0.0% | 0.0% | 100.0% | 0.0% | - | - | - | - | - | - |
| 23 | 宗像水光会総合病院 | 39 | 0.2% | 99.8% | 0.0% | 0.0% | 100.0% | 0.0% | 2.1% | 97.9% | 0.0% | 0.0% | 100.0% | 0.0% | 0.0% | 100.0% | 0.0% | 0.0% | 100.0% | 0.0% | 0.0% | 100.0% | 0.0% | 0.0% | 100.0% | 0.0% | 0.0% | 100.0% | 0.0% | 0.0% | 100.0% | 0.0% | 0.0% | 100.0% | 0.0% | 0.0% | 100.0% | 0.0% | 0.0% | 100.0% | 0.0% |
| 24 | 福西会病院 | 50 | - | - | - | - | - | - | - | - | - | - | - | - | - | - | - | - | - | - | - | - | - | - | - | - | - | - | - | - | - | - | - | - | - | - | - | - | - | - | - |
| 25 | 那珂川病院 | 33 | - | - | - | - | - | - | - | - | - | - | - | - | - | - | - | - | - | - | - | - | - | - | - | - | - | - | - | - | - | - | - | - | - | - | - | - | - | - | - |
| 26 | 筑後市立病院 | 57 | - | - | - | - | - | - | - | - | - | - | - | - | - | - | - | - | - | - | - | - | - | - | - | - | - | - | - | - | - | - | - | - | - | - | - | - | - | - | - |
| 27 | 新小倉病院 | 132 | - | - | - | - | - | - | - | - | - | - | - | - | - | - | - | - | - | - | - | - | - | - | - | - | - | - | - | - | - | - | - | - | - | - | - | - | - | - | - |
| 28 | 福田病院 | 8 | 0.0% | 100.0% | 0.0% | 0.0% | 100.0% | 0.0% | 0.0% | 100.0% | 0.0% | 0.0% | 100.0% | 0.0% | 0.0% | 100.0% | 0.0% | 0.0% | 100.0% | 0.0% | 0.0% | 100.0% | 0.0% | 0.0% | 100.0% | 0.0% | 0.0% | 0.0% | 0.0% | 0.0% | 0.0% | 0.0% | - | - | - | - | - | - | - | - | - |
| 29 | 光陵会病院 | 30 | 0.0% | 100.0% | 0.0% | 0.0% | 100.0% | 0.0% | 0.0% | 100.0% | 0.0% | 0.0% | 100.0% | 0.0% | 0.0% | 100.0% | 0.0% | 0.0% | 100.0% | 0.0% | 0.0% | 100.0% | 0.0% | 0.0% | 100.0% | 0.0% | 0.0% | 100.0% | 0.0% | 0.0% | 100.0% | 0.0% | 0.0% | 100.0% | 0.0% | 0.0% | 0.0% | 0.0% | 0.0% | 100.0% | 0.0% |
| 30 | 大分記念病院 | 35 | 0.5% | 99.3% | 0.2% | 0.0% | 100.0% | 0.0% | 0.0% | 100.0% | 0.0% | 3.0% | 97.0% | 0.0% | 0.0% | 100.0% | 0.0% | 0.0% | 97.4% | 2.6% | 0.0% | 100.0% | 0.0% | 0.0% | 100.0% | 0.0% | 0.0% | 100.0% | 0.0% | 0.0% | 100.0% | 0.0% | 0.0% | 100.0% | 0.0% | 0.0% | 100.0% | 0.0% | 3.1% | 96.9% | 0.0% |
| 31 | 和田病院 | 30 | 1.5% | 97.3% | 1.2% | 0.0% | 100.0% | 0.0% | 0.0% | 100.0% | 0.0% | 0.0% | 100.0% | 0.0% | 2.6% | 97.4% | 0.0% | 0.0% | 100.0% | 0.0% | 0.0% | 100.0% | 0.0% | 6.9% | 93.1% | 0.0% | 0.0% | 96.4% | 3.6% | 3.6% | 92.9% | 3.6% | 3.0% | 93.9% | 3.0% | 0.0% | 97.1% | 2.9% | 0.0% | 100.0% | 0.0% |

要介護情報_経鼻胃管(地域包括ケア)(%)(年度平均)

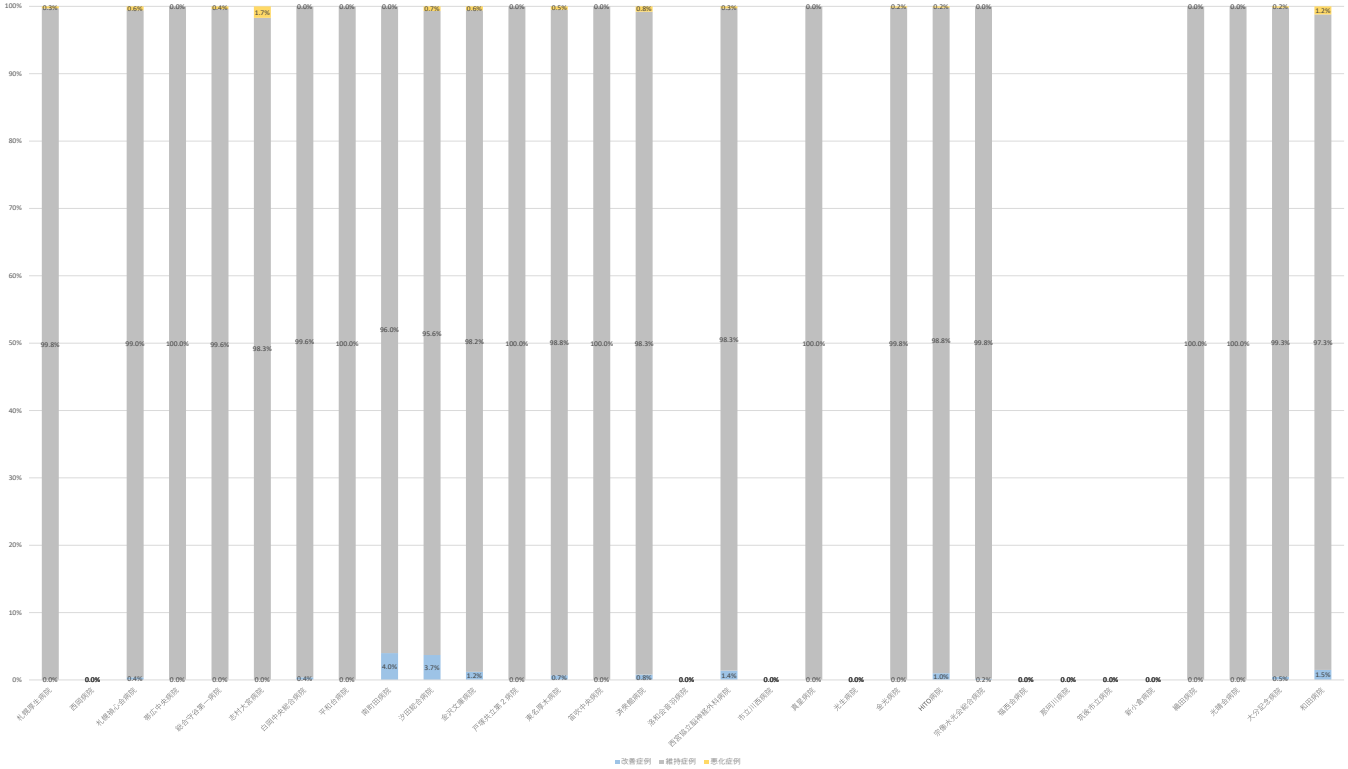

■ 要介護情報_経鼻胃管(療養)
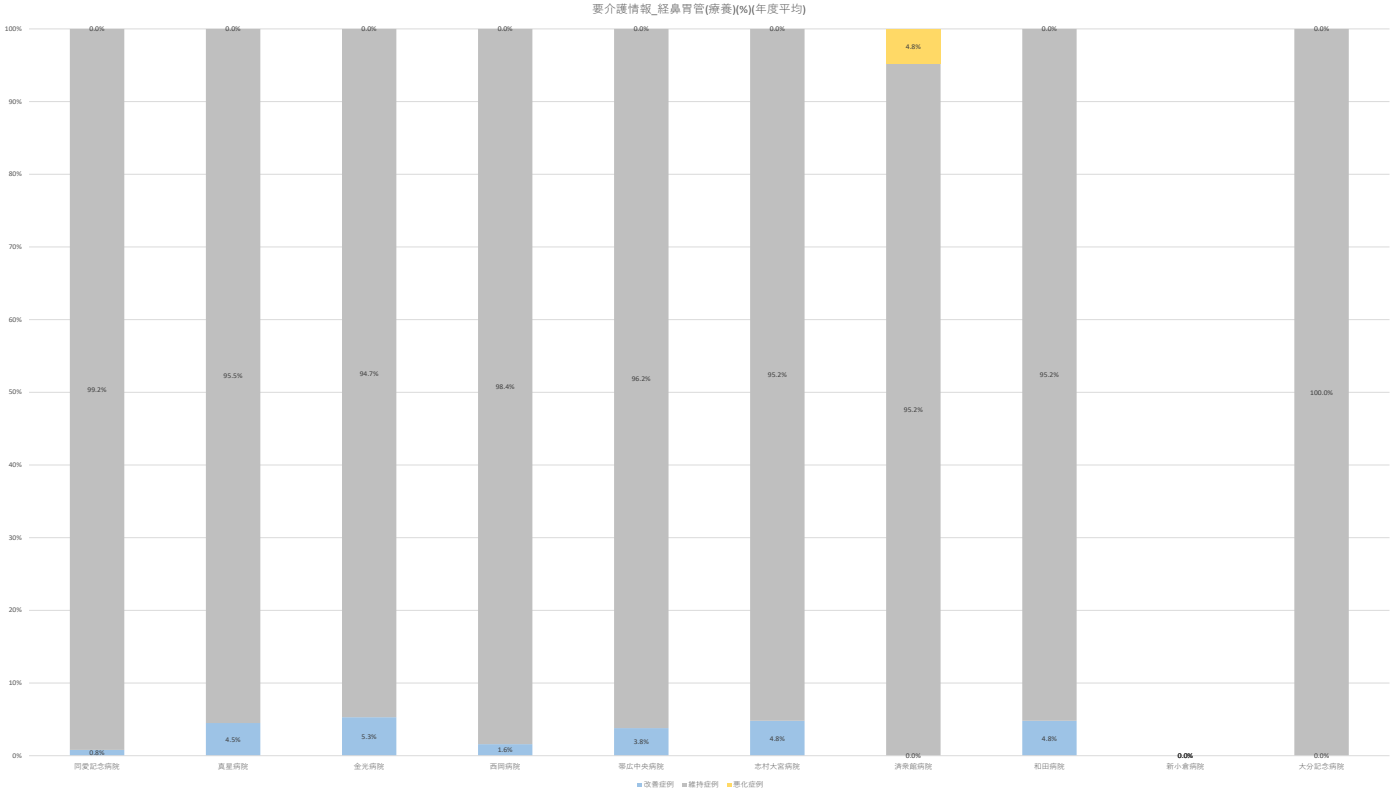
| No | 病院名 | 主目的 | 病床数 | 2021年度 | | | 2021年4月 | | | 2021年5月 | | | 2021年6月 | | | 2021年7月 | | | 2021年8月 | | | 2021年9月 | | | 2021年10月 | | | 2021年11月 | | | 2021年12月 | | | 2022年1月 | | | 2022年2月 | | | 2022年3月 | | |
|---|---|---|---|---|---|---|---|---|---|---|---|---|---|---|---|---|---|---|---|---|---|---|---|---|---|---|---|---|---|---|---|---|---|---|---|---|---|---|---|---|---|---|
| | | | | 改善症例 | 維持症例 | 悪化症例 | 改善症例 | 維持症例 | 悪化症例 | 改善症例 | 維持症例 | 悪化症例 | 改善症例 | 維持症例 | 悪化症例 | 改善症例 | 維持症例 | 悪化症例 | 改善症例 | 維持症例 | 悪化症例 | 改善症例 | 維持症例 | 悪化症例 | 改善症例 | 維持症例 | 悪化症例 | 改善症例 | 維持症例 | 悪化症例 | 改善症例 | 維持症例 | 悪化症例 | 改善症例 | 維持症例 | 悪化症例 | 改善症例 | 維持症例 | 悪化症例 | 改善症例 | 維持症例 | 悪化症例 |
| 1 | 同愛記念病院 | 1 | 30 | 0.8% | 99.2% | 0.0% | 0.0% | 100.0% | 0.0% | 0.0% | 100.0% | 0.0% | 3.8% | 96.2% | 0.0% | 0.0% | 100.0% | 0.0% | 0.0% | 100.0% | 0.0% | 4.8% | 95.2% | 0.0% | 0.0% | 100.0% | 0.0% | 0.0% | 100.0% | 0.0% | 0.0% | 100.0% | 0.0% | 0.0% | 100.0% | 0.0% | 0.0% | 100.0% | 0.0% | 0.0% | 100.0% | 0.0% |
| 2 | 真星病院 | 1 | 90 | 4.5% | 95.5% | 0.0% | 0.0% | 100.0% | 0.0% | 0.0% | 100.0% | 0.0% | 0.0% | 100.0% | 0.0% | 0.0% | 100.0% | 0.0% | 14.3% | 85.7% | 0.0% | 0.0% | 100.0% | 0.0% | 20.0% | 80.0% | 0.0% | 0.0% | 100.0% | 0.0% | 0.0% | 100.0% | 0.0% | 0.0% | 100.0% | 0.0% | 12.5% | 87.5% | 0.0% | 0.0% | 100.0% | 0.0% |
| 3 | 金光病院 | 2 | 47 | 5.3% | 94.7% | 0.0% | 16.7% | 83.3% | 0.0% | 0.0% | 100.0% | 0.0% | 0.0% | 100.0% | 0.0% | 11.1% | 88.9% | 0.0% | 0.0% | 100.0% | 0.0% | 0.0% | 100.0% | 0.0% | 12.5% | 87.5% | 0.0% | 14.3% | 85.7% | 0.0% | 9.1% | 90.9% | 0.0% | 0.0% | 100.0% | 0.0% | 0.0% | 100.0% | 0.0% | 0.0% | 100.0% | 0.0% |
| 4 | 西岡病院 | 3 | 50 | 1.6% | 98.4% | 0.0% | 0.0% | 100.0% | 0.0% | 0.0% | 100.0% | 0.0% | 0.0% | 100.0% | 0.0% | 0.0% | 100.0% | 0.0% | 0.0% | 100.0% | 0.0% | 0.0% | 100.0% | 0.0% | 0.0% | 100.0% | 0.0% | 0.0% | 100.0% | 0.0% | 22.2% | 77.8% | 0.0% | 0.0% | 100.0% | 0.0% | 0.0% | 100.0% | 0.0% | 0.0% | 100.0% | 0.0% |
| 5 | 鄂広中央病院 | 3 | 46 | 3.8% | 96.2% | 0.0% | 0.0% | 100.0% | 0.0% | 0.0% | 100.0% | 0.0% | 0.0% | 100.0% | 0.0% | 0.0% | 100.0% | 0.0% | 0.0% | 100.0% | 0.0% | 0.0% | 100.0% | 0.0% | 20.0% | 80.0% | 0.0% | 20.0% | 80.0% | 0.0% | 0.0% | 100.0% | 0.0% | 0.0% | 100.0% | 0.0% | 0.0% | 100.0% | 0.0% | 0.0% | 100.0% | 0.0% |
| 6 | 志村大宮病院 | 6 | 48 | 4.8% | 95.2% | 0.0% | 12.5% | 87.5% | 0.0% | 0.0% | 100.0% | 0.0% | 0.0% | 100.0% | 0.0% | 0.0% | 100.0% | 0.0% | 0.0% | 100.0% | 0.0% | 25.0% | 75.0% | 0.0% | 0.0% | 100.0% | 0.0% | 0.0% | 100.0% | 0.0% | 0.0% | 100.0% | 0.0% | 0.0% | 100.0% | 0.0% | 33.3% | 66.7% | 0.0% | 0.0% | 100.0% | 0.0% |
| 7 | 清泉館病院 | 6 | 43 | 0.0% | 95.2% | 4.8% | 0.0% | 0.0% | 0.0% | 0.0% | 100.0% | 0.0% | 0.0% | 100.0% | 0.0% | 0.0% | 0.0% | 0.0% | 0.0% | 100.0% | 0.0% | 0.0% | 100.0% | 0.0% | 0.0% | 100.0% | 0.0% | 0.0% | 0.0% | 0.0% | 0.0% | 100.0% | 0.0% | 0.0% | 75.0% | 25.0% | 0.0% | 0.0% | 0.0% | 0.0% | 100.0% | 0.0% |
| 8 | 和田病院 | 6 | 40 | 4.8% | 95.2% | 0.0% | 0.0% | 100.0% | 0.0% | 0.0% | 100.0% | 0.0% | 0.0% | 0.0% | 0.0% | 0.0% | 100.0% | 0.0% | 0.0% | 100.0% | 0.0% | 33.3% | 66.7% | 0.0% | 0.0% | 0.0% | 0.0% | 0.0% | 100.0% | 0.0% | 0.0% | 100.0% | 0.0% | 0.0% | 100.0% | 0.0% | 0.0% | 100.0% | 0.0% | 0.0% | 100.0% | 0.0% |
| 9 | 新小倉病院 | 7 | 41 | - | - | - | - | - | - | - | - | - | - | - | - | - | - | - | - | - | - | - | - | - | - | - | - | - | - | - | - | - | - | - | - | - | - | - | - | - | - | - |
| 10 | 大分記念病院 | 7 | 34 | 0.0% | 100.0% | 0.0% | 0.0% | 100.0% | 0.0% | 0.0% | 100.0% | 0.0% | 0.0% | 100.0% | 0.0% | 0.0% | 100.0% | 0.0% | 0.0% | 100.0% | 0.0% | 0.0% | 100.0% | 0.0% | 0.0% | 100.0% | 0.0% | 0.0% | 100.0% | 0.0% | 0.0% | 100.0% | 0.0% | 0.0% | 100.0% | 0.0% | 0.0% | 100.0% | 0.0% | 0.0% | 0.0% | 0.0% |